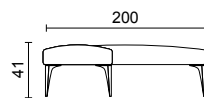
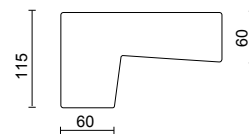




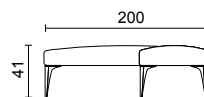
## DIMENSIONI / SIZE



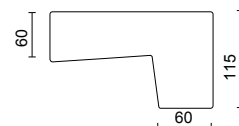
ELEDX



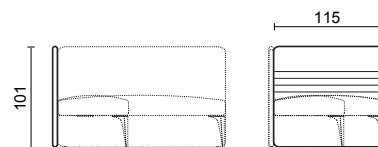
42 - 1



ELESX

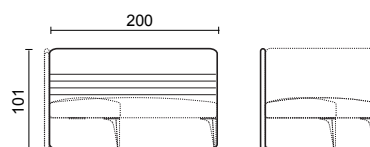


42 - 1



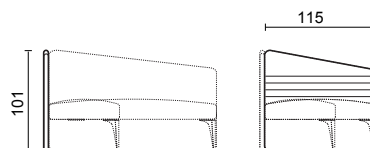
ELSRC

16 - 1



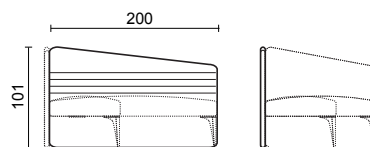
ELSRL

20 - 1



ELSIDX/SX

16 - 1



ELSILD/SX

20 - 1

## SISTEMI

Elle sofa è un divano componibile completo, dotato di moduli di differenti dimensioni e forme facilmente assemblabili tra loro.

### SCHIENALE

Di forme e dimensioni differenti: irregolare o regolare, lungo o corto. Struttura interna in conglomerato ligneo; Adeguatamente imbottito con resine espansive indeformabili.

### SEDILE

Destro o sinistro, struttura interna in tubolare d'acciaio a sezione mista, dotato di cinghie elastiche per il raggiungimento di un comfort ottimale. Sedile imbottito con resine espansive indeformabili di 200mm a doppia densità rivestite da tetrapoliethylene, rivestiti nei tessuti di tendenza presenti in cartella.

### PIEDI

Disponibili piedi "T" nei colori bianco, nero o grigio chiaro.

### TESSUTI

Disponibile monocolore e bicolore, in diverse tipologie e colorazioni presenti nelle cartelle rivestimenti LT Form.

\*Il bicolore è previsto solo nella divisione come da foto catalogo.

## SYSTEMS

Elle sofa is a completely modular sofa, featuring a range of modules of different sizes and shapes that are easy to combine together.

### BACKREST

Complete selection of different shapes and sizes: irregular or regular, long or short. Internal structure in wooden conglomerate; Adequately upholstered with non-deformable expanded resins.

### SEAT

Right or left, internal structure in mixed section tubular steel, equipped with elastic straps to achieve optimal comfort. Seat upholstered with non-deformable double density 200mm expanded resins covered with tetrapolyethylene, upholstered with trendy fabrics detailed in the chart.

### FEET

Available with "T"-shaped feet in white, black or light grey.

### FABRICS

Available in one or two colours, in the different types and colours as detailed in the LT Form upholstery charts.  
\* Two-tone version only available in the colour plan shown in the catalogue photo.

## PIEDI / FEET



**T**

pedi terminali "T"  
-verniciati nei colori bianco, nero o grigio chiaro.

"T"-shaped terminal feet  
-painted in white, black or light grey.

### COLORI TELAIO / FRAME COLOURS



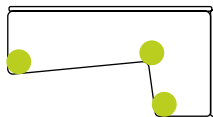
G N B

### QUANTITÀ PIEDI PER COMPOSIZIONI / NUMBER OF FEET FOR COMPOSITIONS



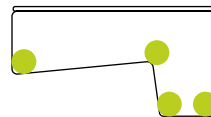
Panca senza pannelli 6 piedi

Bench without panels 6 feet



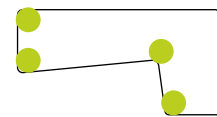
Panca con pannello lungo e corto 3 piedi

Bench with long and short panel 3 feet



Panca con pannello lungo 4 piedi

Bench with long panel 4 feet



Panca con pannello corto 4 piedi

Bench with short panel 4 feet

## ABBINAMENTI / COMBINATIONS

### SEDILI / SEATS



#### SEDILE DX RIGHT SEAT

-Struttura interna in tubolare metallico a sezione mista, dotato di cinghie elastiche, imbottito con resine espansive indeformabili.

-Internal structure in mixed section metal tubing, equipped with elastic straps, upholstered with non-deformable foam resins.



#### SEDILE SX LEFT SEAT

-Struttura interna in tubolare metallico a sezione mista, dotato di cinghie elastiche, imbottito con resine espansive indeformabili.

-Internal structure in mixed section metal tubing, equipped with elastic straps, upholstered with non-deformable foam resins.

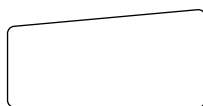
### PANNELLI LUNGHİ / LONG PANELS



#### LUNGO ASIMMETRICO DX ASYMMETRIC LONG RIGHT

-Struttura interna in conglomerato ligneo; Adeguatamente imbottito con resine espansive indeformabili.

- Internal structure in wooden conglomerate; Adequately upholstered with non-deformable expanded resins.



#### LUNGO ASIMMETRICO SX ASYMMETRIC LONG LEFT

-Struttura interna in conglomerato ligneo; Adeguatamente imbottito con resine espansive indeformabili.

- Internal structure in wooden conglomerate; Adequately upholstered with non-deformable expanded resins.




#### LUNGO SIMMETRICO SYMMETRICAL LONG

-Struttura interna in conglomerato ligneo; Adeguatamente imbottito con resine espansive indeformabili.

- Internal structure in wooden conglomerate; Adequately upholstered with non-deformable expanded resins.


### PANNELLI CORTI / SHORT PANELS



#### CORTO ASIMMETRICO DX ASYMMETRIC SHORT RIGHT

-Struttura interna in conglomerato ligneo; Adeguatamente imbottito con resine espansive indeformabili.

- Internal structure in wooden conglomerate; Adequately upholstered with non-deformable expanded resins.



#### CORTO ASIMMETRICO SX ASYMMETRIC SHORT LEFT

-Struttura interna in conglomerato ligneo; Adeguatamente imbottito con resine espansive indeformabili.

- Internal structure in wooden conglomerate; Adequately upholstered with non-deformable expanded resins.



#### CORTO SIMMETRICO SYMMETRICAL SHORT

-Struttura interna in conglomerato ligneo; Adeguatamente imbottito con resine espansive indeformabili.

- Internal structure in wooden conglomerate; Adequately upholstered with non-deformable expanded resins.