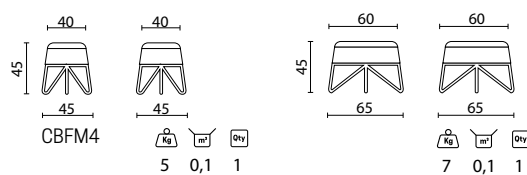
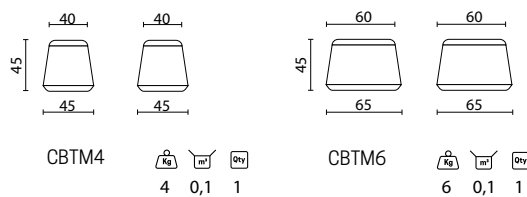




DIMENSIONI / SIZE



COMPLETAMENTI

SEDUTA

L'anima del prodotto è in polistirene ad alta densità e legno MDF, interamente rivestito con resine espanse indeformabili.

STRUTTURE

Disponibile versione a terra con piedini in materiale plastico anti graffio, versione in tubolare metallico sezione circolare diam.16mm e versione con gambe in legno di faggio naturale supportati da una piastra metallica verniciata. Le finiture metalliche sono disponibili nere, bianche o grigio chiaro.

TESSUTI

Disponibile versione tinta unita o bicolore in diverse tipologie e colorazioni presenti nelle cartelle rivestimenti LT Form.

COMPLEMENTS

SEAT

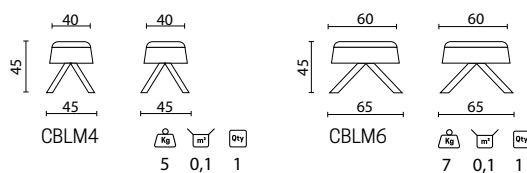
Product core is in high-density polystyrene and MDF wood, entirely covered with non-deformable expanded resins.

STRUCTURES

Available on floor-mounted version with feet in non-scratching plastic, version in metal tubing circular section diam. 16mm and version with legs in natural beech wood supported by a painted metal plate. Metallic finishes available in black, white or light grey.

FABRICS

Available in one or two colours in the different types and colours as detailed in the LT Form upholstery charts.



TELAIO / FRAME



CBTM4/B4

Pouf a terra Ø40 monocolor/bicolore
 - Struttura monoblocco con piedini plastici.

Floor pouf Ø40 one-colour/two-colour
 -One-piece structure with plastic feet.



CBFM4/B4

Pouf base in metallo Ø40 monocolor/
 bicolore
 - Struttura telaio in tubolare metallico
 Ø16mm verniciato.

Pouf base in metal Ø40 one-colour/
 two-colour
 -Frame structure in painted metal tubing
 Ø16mm.



CBLM4/B4

Pouf base in legno Ø40 monocolor/
 bicolore
 -Gambe in legno di faggio naturale
 supportati da una piastra metallica
 verniciata.

Pouf with wooden base Ø40 one-colour/
 two-colour
 -Legs in natural beech wood supported
 by a painted metal plate.

CBTM6/B6

Pouf a terra Ø60 monocolor/bicolore
 - Struttura monoblocco con piedini
 plastici.

Floor pouf Ø60 one-colour/two-colour
 -One-piece structure with plastic feet.

CBFM6/B6

Pouf base in metallo Ø60 monocolor/
 bicolore
 - Struttura telaio in tubolare metallico
 Ø16mm verniciato.

Pouf base in metal Ø60 one-colour/
 two-colour
 -Frame structure in painted metal tubing
 Ø16mm.

CBLM6/B6

Pouf base in legno Ø60 monocolor/
 bicolore
 -Gambe in legno di faggio naturale
 supportati da una piastra metallica
 verniciata.

Pouf with wooden base Ø60 one-colour/
 two-colour
 -Legs in natural beech wood supported
 by a painted metal plate.

COLORI TELAIO / FRAME COLOURS



G N B

COLORI TELAIO / FRAME COLOURS

